

Freight Railroads in WISCONSIN

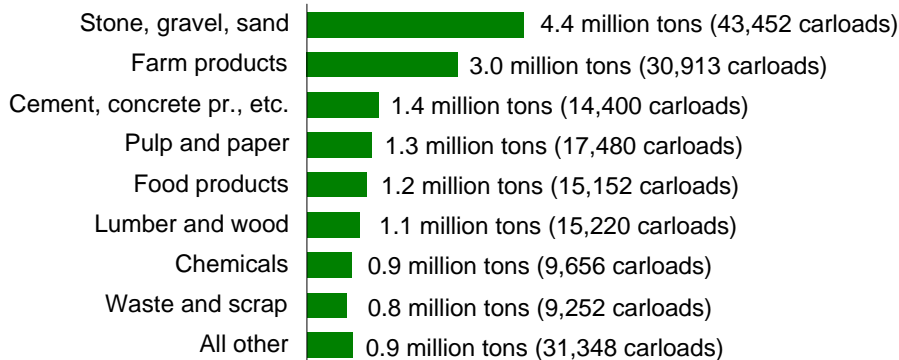
2008

RAIL FAST FACTS

Facilities	Number of freight railroads	10
	Freight railroad mileage	3,503
Employment and Earnings	Number of freight rail employees	3,158
	Average wages & benefits per freight rail employee	\$103,400
Railroad Retirement	Number of railroad retirement beneficiaries	9,532
	Railroad retirement benefits paid	\$159.9 million
Economic Impact	Nationwide, each freight rail job supports 4.5 jobs elsewhere in the economy. Each \$1 billion in new rail investment creates 20,000 jobs.	
Fuel Efficiency	In 2008, America's railroads moved a ton of freight an average of 457 miles on one gallon of fuel. That's like going from Milwaukee to Green Bay to St. Paul, MN. On average, railroads are four times more fuel efficient than trucks. Moving freight by rail instead of truck reduces greenhouse gas emissions by 75 percent.	
Cutting Highway Gridlock	One train can carry the load of 280 or more trucks. In 2008, 164.2 million tons of freight originated, terminated, or passed through Wisconsin by rail. It would have taken approximately 9.1 million trucks to handle this freight.	

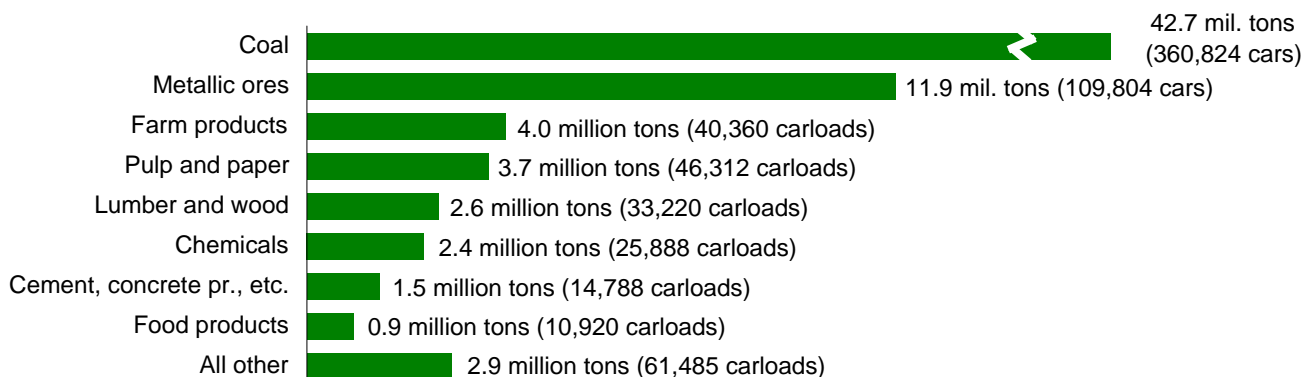
Rail Traffic Originated

Total Tons: 15.0 million Total Carloads: 186,873



Rail Traffic Terminated

Total Tons: 72.5 million Total Carloads: 703,601



Freight Railroads in WISCONSIN

2008

Miles of Railroad Operated in Wisconsin

Class I Railroads

BNSF Railway Company	273
Grand Trunk Corporation	1,514
Soo Line Railroad Co.	607
Union Pacific Railroad Co.	932
	<hr/>
	3,326

Regional Railroads

Iowa, Chicago & Eastern Railroad	14
Wisconsin & Southern Railroad	747
	<hr/>
	761

Local Railroads

Escanaba & Lake Superior Railroad	116
Tomahawk Railway, LP	7
Wisconsin Northern	58
	<hr/>
	181


Wisconsin Totals

	Number of Freight Railroads	Miles Operated	
		Excluding Trackage Rights	Including Trackage Rights
Class I	4	2,639	3,326
Regional	2	677	761
Local	3	180	181
Switching & Terminal	1	7	7
Total	10	3,503	4,275

Miles of Railroad Operated in Wisconsin

Switching & Terminal Railroads

Municipality of East Troy Railroad	7
	<hr/>
	7



Map shows rail line ownership based on 2008 National Transportation Atlas Database published by the U.S. DOT's Bureau of Transportation Statistics.

Class I Railroad – A railroad with 2008 operating revenues of at least \$401.4 million. **Regional Railroad** – A non-Class I line-haul railroad operating 350 or more miles of road and/or with revenues of at least \$40 million. **Local Railroad** – A railroad which is neither a Class I nor a Regional Railroad and is engaged primarily in line-haul service. **Switching & Terminal Railroad** – A non-Class I railroad engaged primarily in switching and/or terminal services for other railroads. Railroads operating are as of December 31, 2008. Some mileage figures may be estimated.