


## Freight Railroad Service and Employment

<b>Facilities</b>	Number of Freight Railroads	10
	Miles Operated (Excludes Trackage Rights)	3,503
<b>Traffic</b>	Total Carloads of Freight Carried	2,848,131
	Total Tons of Freight Carried	172,461,080
<b>Employment and Earnings</b>	Freight Rail Employees	3,213
	Freight Rail Employee Earnings	\$235,101,000
	Average Per Freight Rail Employee:	
	Wages	\$73,200
	Fringe Benefits	\$29,100
	Total Compensation	\$102,300
<b>Railroad Retirement</b>	Railroad Retirement Beneficiaries	9,626
	Railroad Retirement Benefits Paid	\$153,276,000

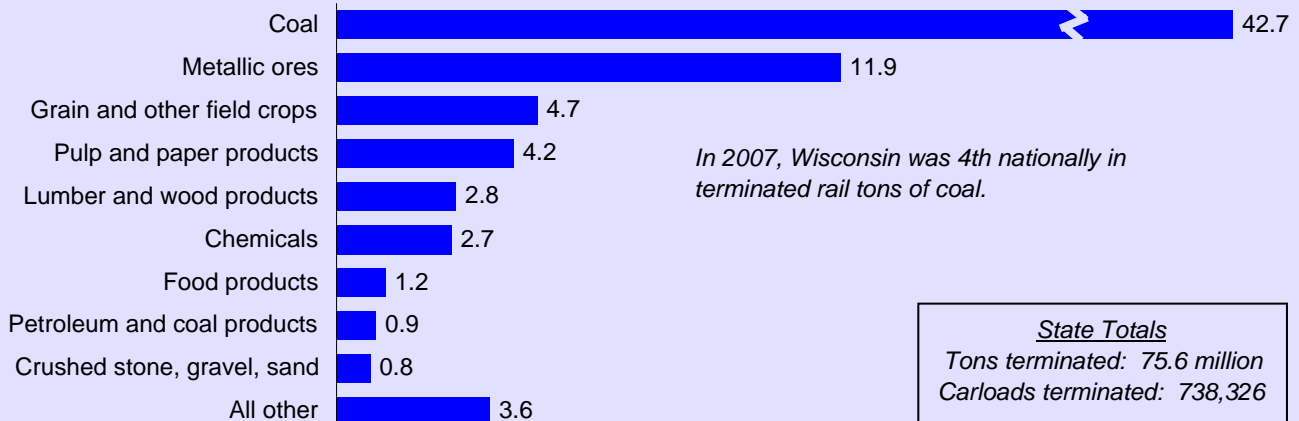
## Freight Railroad Traffic

### Tons Originated in Wisconsin in 2007 (millions)



*State Totals*  
Tons originated: 16.2 million  
Carloads originated: 209,827

### Tons Terminated in Wisconsin in 2007 (millions)



*State Totals*  
Tons terminated: 75.6 million  
Carloads terminated: 738,326

# Freight Railroads in Wisconsin

## 2007

### Miles of Railroad Operated in Wisconsin

#### Class I Railroads

BNSF Railway Company	273
Grand Trunk Corporation	1,514
Soo Line Railroad Co.	607
Union Pacific Railroad Co.	932
	<hr/>
	3,326

#### Regional Railroads

Iowa, Chicago & Eastern Railroad	14
Wisconsin & Southern Railroad	747
	<hr/>
	761

#### Local Railroads

Escanaba & Lake Superior Railroad	116
Tomahawk Railway, LP	6
Wisconsin Northern	58
	<hr/>
	180

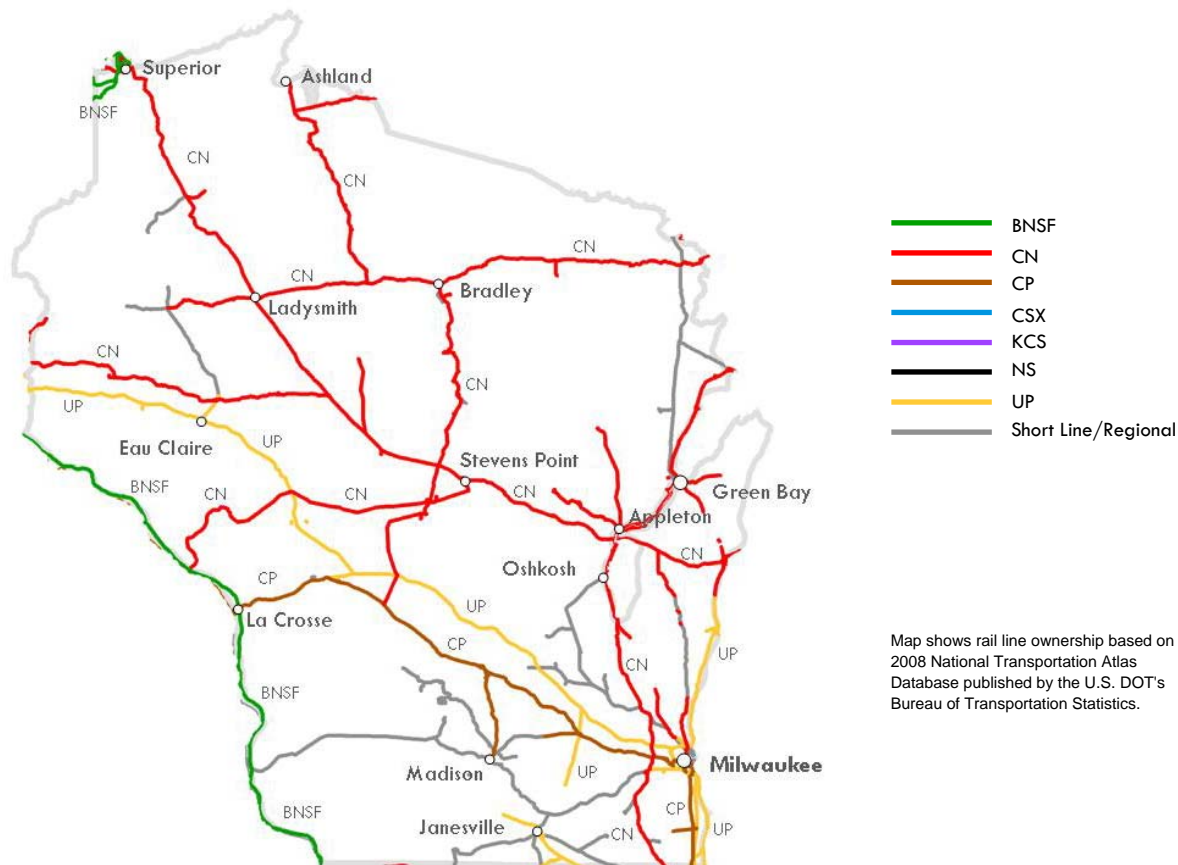
### Wisconsin Totals

	Number of Freight Railroads	Miles Operated	
		Excluding Trackage Rights	Including Trackage Rights
Class I	4	2,639	3,326
Regional	2	677	761
Local	3	180	180
Switching & Terminal	1	7	7
<b>Total</b>	<b>10</b>	<b>3,503</b>	<b>4,274</b>

### Miles of Railroad Operated in Wisconsin

#### Switching & Terminal Railroads

Municipality of East Troy Railroad	7
	<hr/>
	7



**Class I Railroad** – A railroad with 2007 operating revenues of at least \$359.6 million. **Regional Railroad** – A non-Class I line-haul railroad operating 350 or more miles of road and/or with revenues of at least \$40 million. **Local Railroad** – A railroad which is neither a Class I nor a Regional Railroad and is engaged primarily in line-haul service. **Switching & Terminal Railroad** – A non-Class I railroad engaged primarily in switching and/or terminal services for other railroads. Railroads operating are as of December 31, 2007. Some mileage figures may be estimated.